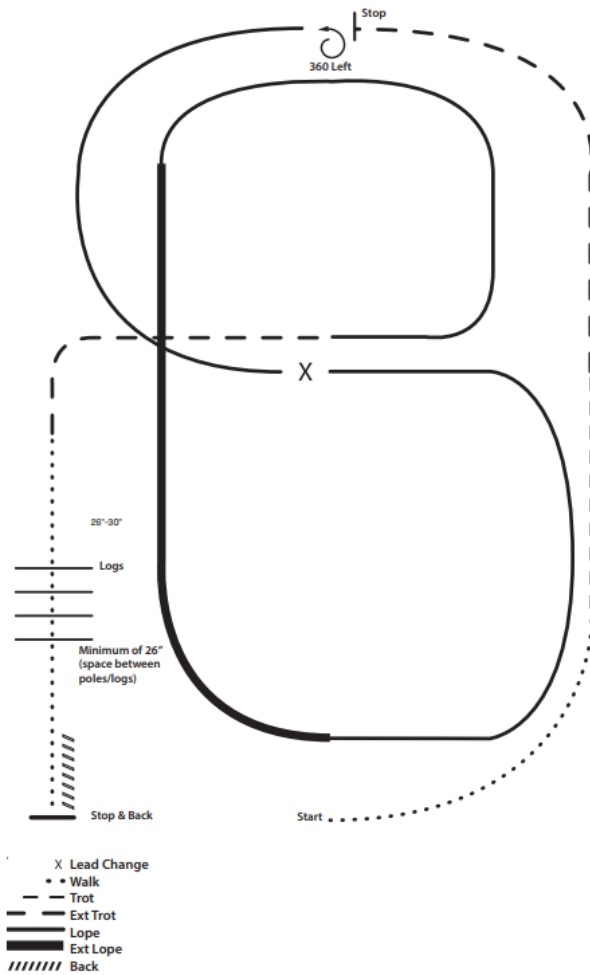


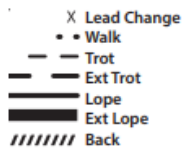
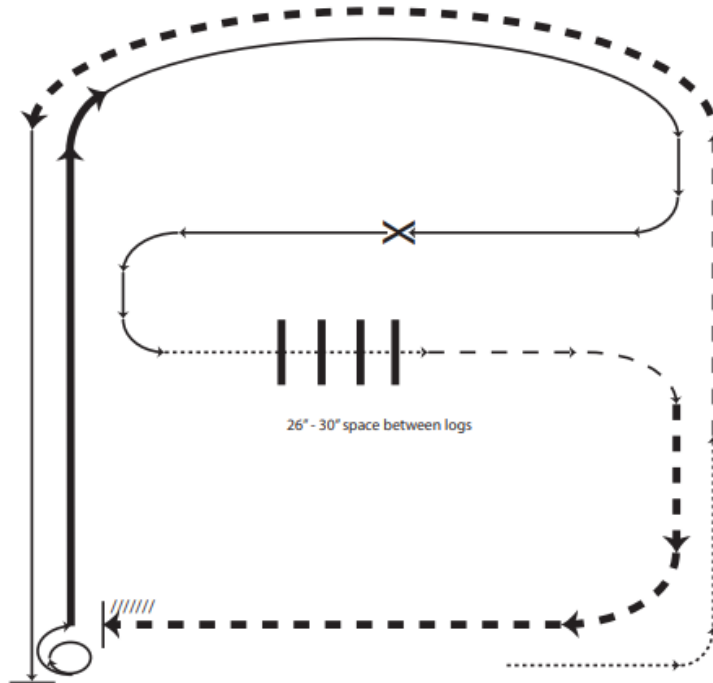
RANCH RIDING 1



1. Korak
2. Kas
3. Podaljšan kas, do konca arene ter na sredini ožjega dela jahališča stop
4. Obrat za 360° na levo
5. ½ kroga levi galop do centra
6. Menjava galopa (enostavna ali leteča)
7. ½ kroga desni galop
8. Podaljšan desni galop ob dolgi stranici jahališča
9. Zbrati nazaj v galop okoli krajši stranice arene in nato proti sredini
10. Upočasniti v podaljšan kas
11. Korak čez kavalete
12. Stop in nazaj

1. Walk
2. Trot
3. Extend the trot, at the top of the arena ,stop
4. 360 degree turn to the left
5. Left lead 1/2 circle, lope to the center
6. Change leads (simple or flying)
7. Right lead 1/2 circle
8. Extended lope up the long side of the arena (right lead)
9. Collect back to a lope around the top of the arena and back to center
10. Break down to an extended trot
11. Walk over logs
12. Stop and back

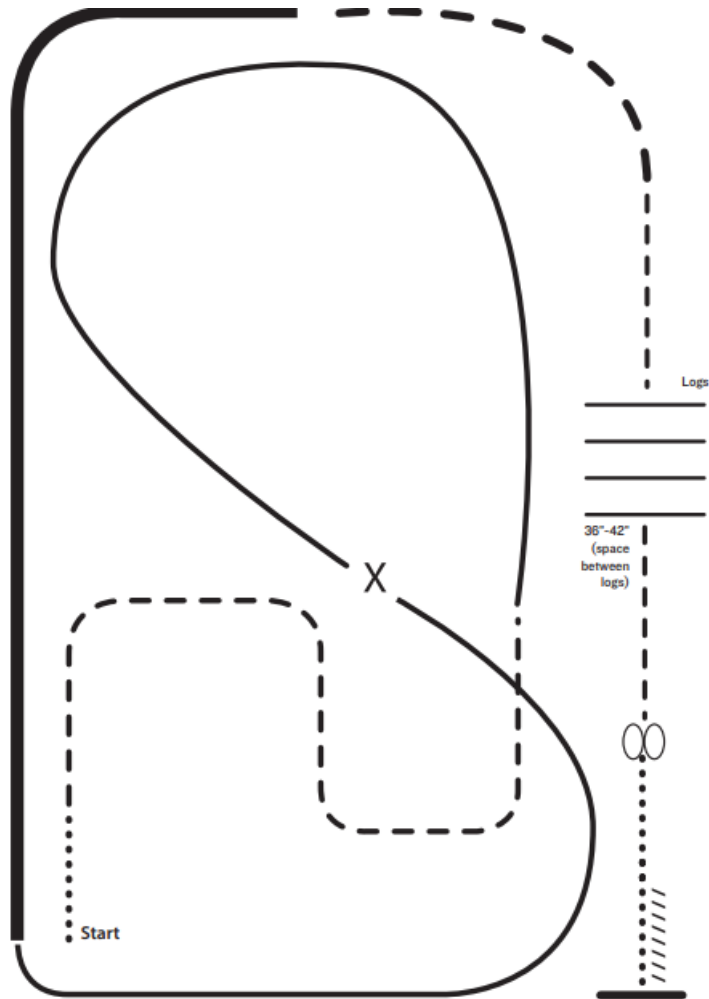
RANCH RIDING 2



1. Korak
2. Kas
3. Podaljšan kas
4. Levi galop
5. Stop, 1 ½ obrata na desno
6. Podaljšan galop
7. Zbran delovni galop na desno
8. Menjava galopa (enostavna ali leteča)
9. Korak
10. Korak čez kavalete
11. Kas
12. Podaljšan kas
13. Stop in nazaj

- I. Walk
- II. Trot
- III. Extended trot
- IV. Left lead lope
- V. Stop, 1 1/2 turn right
- VI. Extended lope
- VII. Collect to working lope-right lead
- VIII. Change leads (simple or flying)
- IX. Walk
- X. Walk over logs
- XI. Trot
- XII. Extended trot
- XIII. Stop and back

RANCH RIDING 3

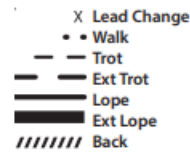
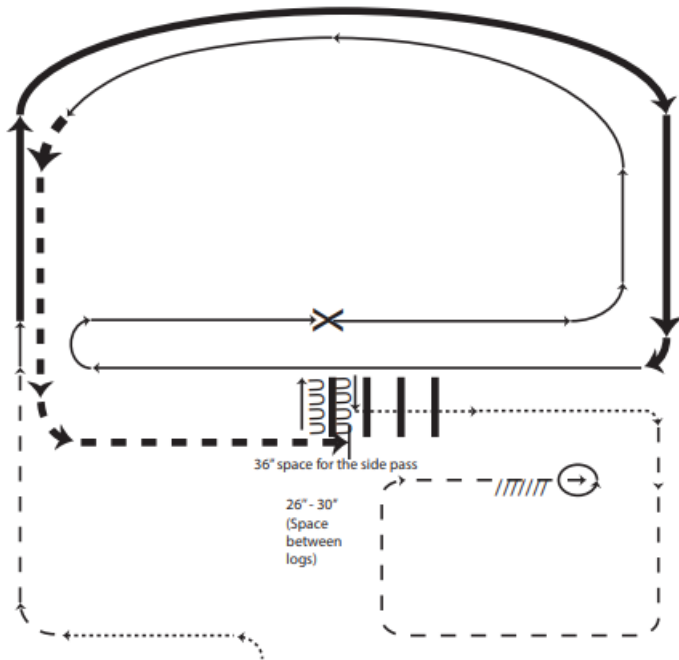


- X Lead Change
- Walk
- - Trot
- Ext trot
- Lope
- Ext Lope
- //// Back

1. Korak
2. Kas v vijugah (serpetinah)
3. Levi galop do konca arene brez zaključka kroga, po diagonali čez areno
4. Menjava galopa (enostavna ali leteča)
5. Desni galop do konca arene
6. Podaljšan galop po daljši strani arene preko kota in do sredine krajše stranice arene
7. Podaljšan kas preko kota arene
8. Zbrati v kas
9. Kas čez kavalete
10. Stop, obrat za 360 ° v obe smeri (pričeti v katerokoli smer: L-D ali D-L)

- I. Walk
2. Trot serpentine
3. Lope left lead around the end of the arena and then diagonally across the arena
4. Change leads (simple or flying) and
5. Lope on the right lead around end of the arena
6. Extend lope on the straight away and around corner to the center of the arena
7. Extend trot around corner of the arena
8. Collect to a trot
9. Trot over logs
10. Stop, do 360 degree turn each direction (either direction 1st) (L-R or R-L)
- II. Walk, stop and back

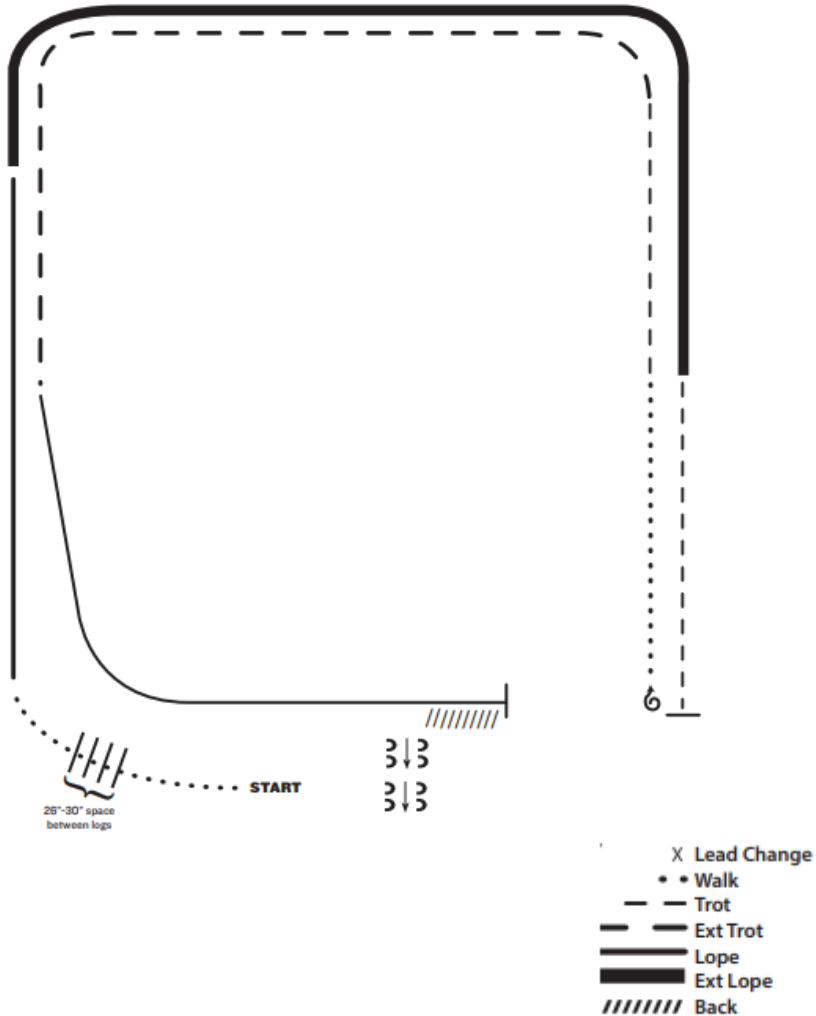
RANCH RIDING 4



1. Korak
2. Kas
3. Desni podaljšan galop
4. Desni galop
5. Menjava galopa (enostavna ali leteča)
6. Levi galop
7. Podaljšan kas
8. Stop, side pass na levo, side pass na desno, ½ poti
9. Korak čez kavalete
10. korak
11. Kas v kvadrat
12. Stop, obrat za 360° na levo, nazaj

- I. Walk
- II. Trot
- III. Extended lope-right lead
- IV. Lope-right lead
- V. Change leads(simple or flying)
- VI. Lope left lead
- VII. Extended trot
- VIII. Stop, side pass left, side pass right, 1/2 way
- IX. Walk over logs
- X. Walk
- XI. Trot square
- XII. Stop, 360° turn left, back

RANCH RIDING 6

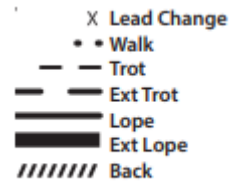
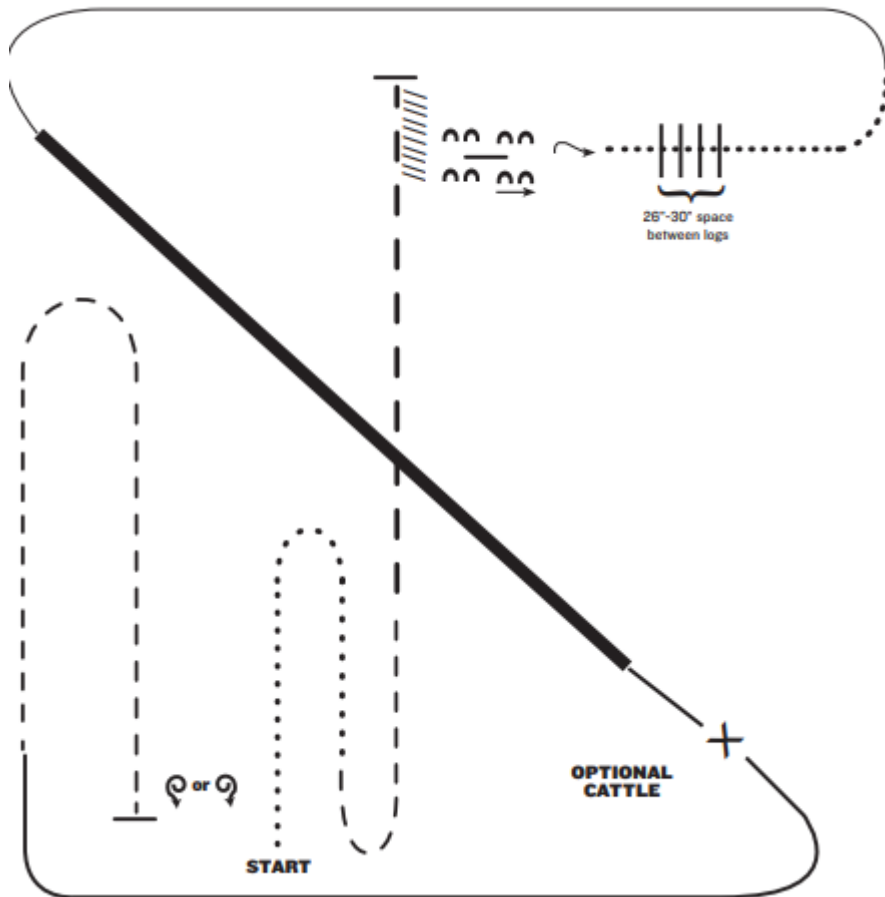


1. Korak
2. Korak čez kavalete
3. Desni galop
4. Podaljšan desni galop
5. Kas
6. Stop , 1 ½ obrata na desno
7. Korak
8. Kas
9. Podaljšan kas
10. Levi galop
11. Stop in nazaj
12. Side pass desno

- I. Walk
2. Walk over logs
3. Lope right lead
4. Extended lope (right lead)
5. Trot
6. Stop, 1 1/2 turns right
7. Walk
8. Trot
9. Extended trot
10. Lope left lead
11. Stop and Back
12. Side pass right

Note: The drawn description of this pattern is only intended for the general depiction of the pattern. Exhibitors should utilize the arena space to best exhibit their horses.

RANCH RIDING 7

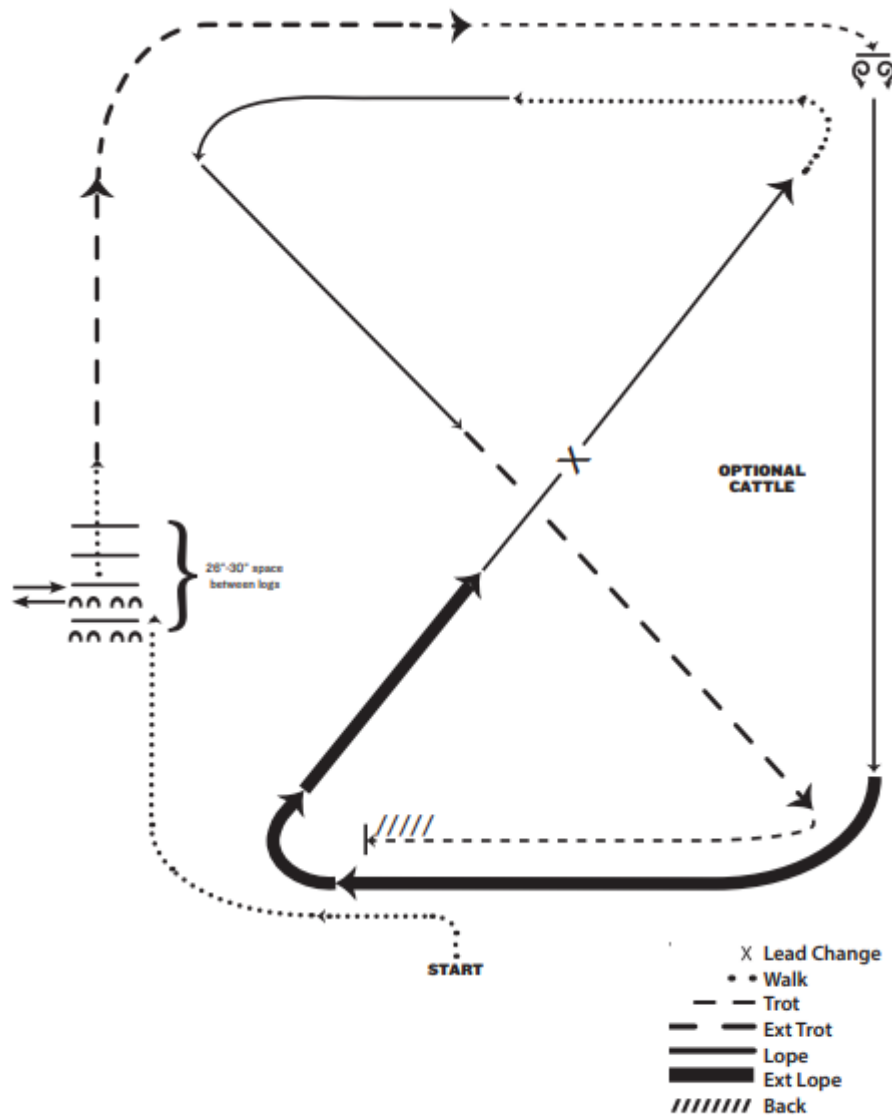


1. Korak
2. Kas
3. Podaljšan kas
4. Stop in nazaj
5. Side pass čez kavaletu v desno
6. ¼ obrata v desno, korak čez kavalete
7. Korak
8. Levi galop
9. Podaljšan levi galop
10. Zbran galop, menjava galopa (enostavna ali leteča)
11. Desni galop
12. Kas
13. Stop, en obrat za 360 ° v katerokoli smer

- I. Walk
2. Trot
3. Extended trot
4. Stop and back
5. Side pass over log right
6. 1/4 turn right, walk over logs
7. Walk
8. Lope left lead
9. Extended lope (left lead)
10. Collect lope, change leads (simple or flying)
11. Lope right lead
12. Trot
13. Stop, one 360 degree turn either direction

Note: The drawn description of this pattern is only intended for the general depiction of the pattern. Exhibitors should utilize the arena space to best exhibit their horses.

RANCH RIDING 8

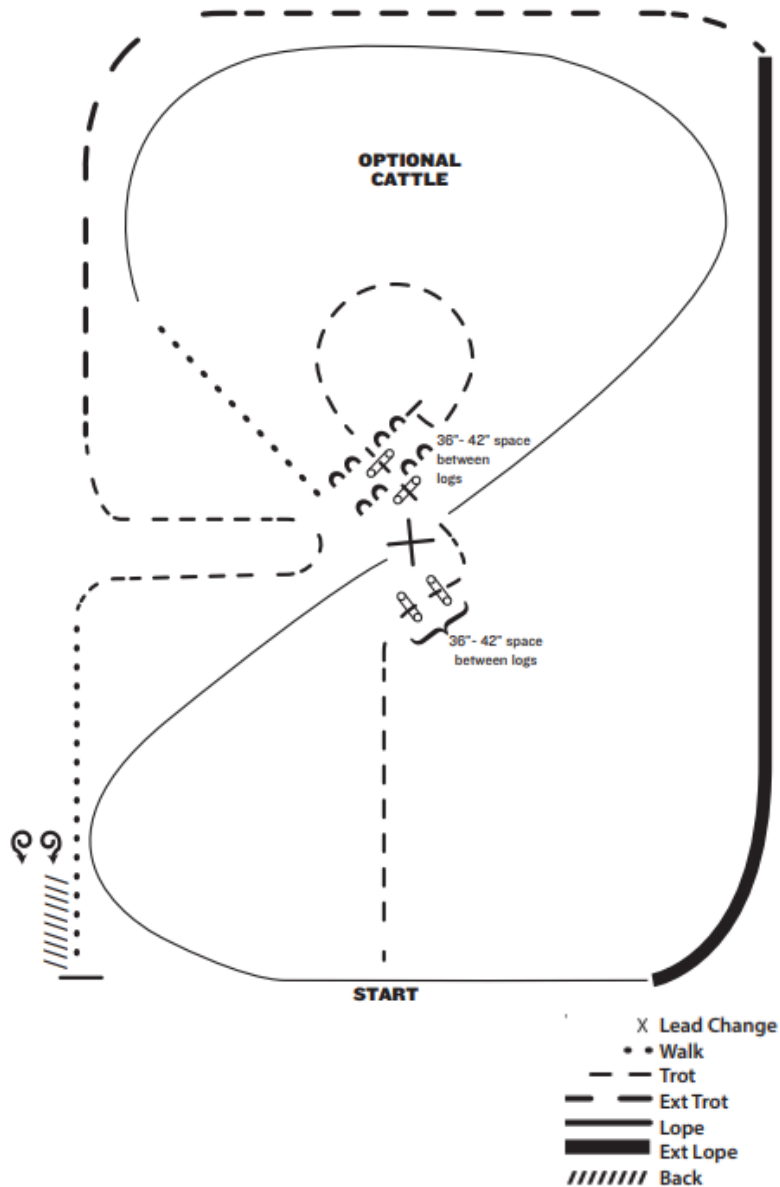


1. Korak
2. Side pass na levo čez kavaletu in nazaj ½ poti v desno
3. Korak čez kavalete
4. Podaljšan kas
5. Kas
6. Stop, obrat za 360 ° v obe smeri (pričeti v katerikoli smer: L-D ali D-L)
7. Desni galop
8. Podaljšan galop na desno
9. Zbran galop, menjava galopa (enostavna ali leteča)
10. Korak
11. Levi galop
12. Podaljšan kas
13. Kas
14. Stop in nazaj

- I. Walk
2. Side pass left across first log, side pass 1/2 way to right
3. Walk across logs
4. Extended trot
5. Trot
6. Stop, 360 degree turn each direction (either direction 1st) (L-R or R-L)
7. Lope right lead
8. Extended lope (right lead)
9. Collect lope, change leads (simple or flying)
10. Walk
11. Lope left lead
12. Extended trot
13. Trot
14. Stop and back

Note: The drawn description of this pattern is only intended for the general depiction of the pattern. Exhibitors should utilize the arena space to best exhibit their horses.

RANCH RIDING 9

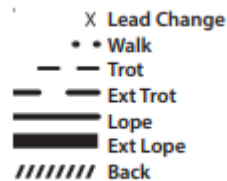
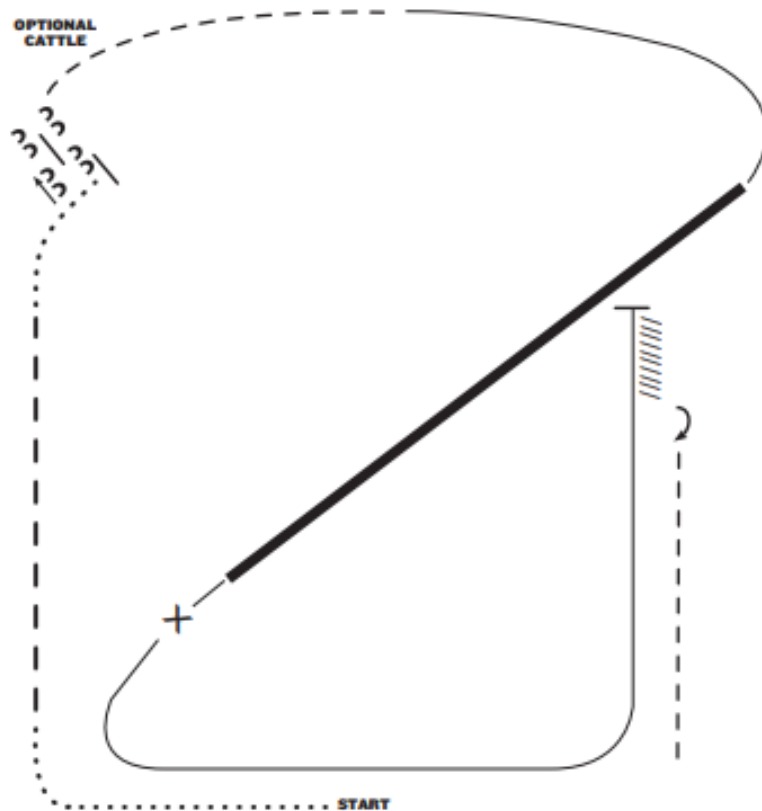


1. Kas
2. Kas čez dve kavaleti
3. Kas v krogu, stop in side pass čez kavaletu v levo
4. Korak
5. Desni galop
6. Menjava galopa (enostavna ali leteča)
7. Levi galop
8. Podaljšan levi galop
9. Podaljšan kas
10. Kas
11. Korak
12. Stop in nazaj
13. Obrat za 360 ° v obe smeri (pričeti v katerikoli smer: L-D ali D-L)

- I. Trot
- II. Trot two sets of logs
- III. Trot circle, stop and side pass log left
- IV. Walk
- V. Lope right lead
- VI. Change leads (simple or flying)
- VII. Lope left lead
- VIII. Extended lope (left lead)
- IX. Extended trot
- X. Trot
- XI. Walk
- XII. Stop and back
- XIII. 360 degree turn each direction (either direction 1st) (L-R or R-L)

Note: The drawn description of this pattern is only intended for the general depiction of the pattern. Exhibitors should utilize the arena space to best exhibit their horses.

RANCH RIDING 10

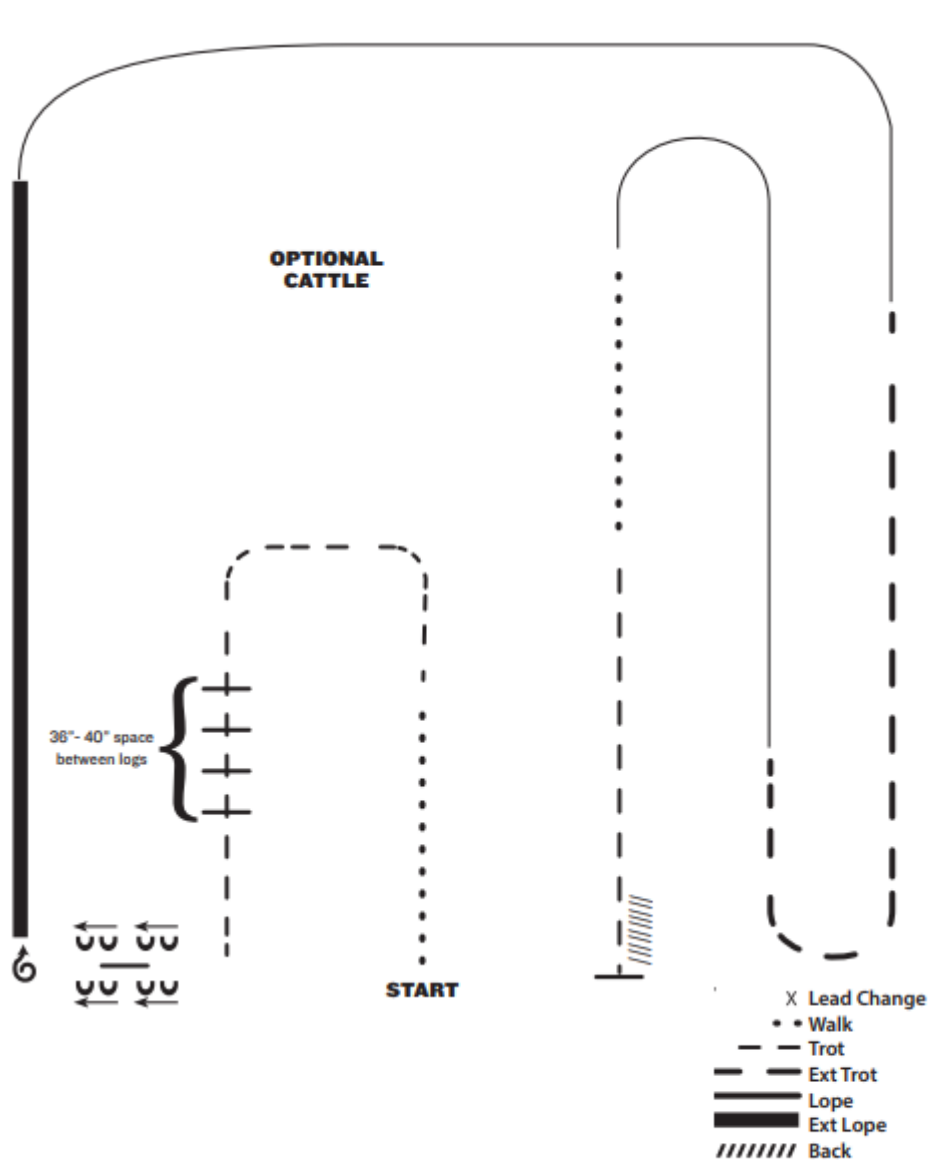


1. Korak
2. Podaljšan kas
3. Korak
4. Stop, side pass čez kavaletu na levo
5. Kas
6. Desni galop
7. Podaljšan desni galop
8. Zbran galop in menjava galopa (enostavna ali leteča)
9. Levi galop
10. Stop in nazaj
11. Obrat za 180 ° na desno
12. Kas

- I. Walk
2. Extended trot
3. Walk
4. Stop, side pass log left
5. Trot
6. Lope right lead
7. Extended Lope (right lead)
8. Collect lope and change leads (simple or flying)
9. Lope left lead
10. Stop and back
11. 180 turn to right
12. Trot

Note: The drawn description of this pattern is only intended for the general depiction of the pattern. Exhibitors should utilize the arena space to best exhibit their horses.

RANCH RIDING 12

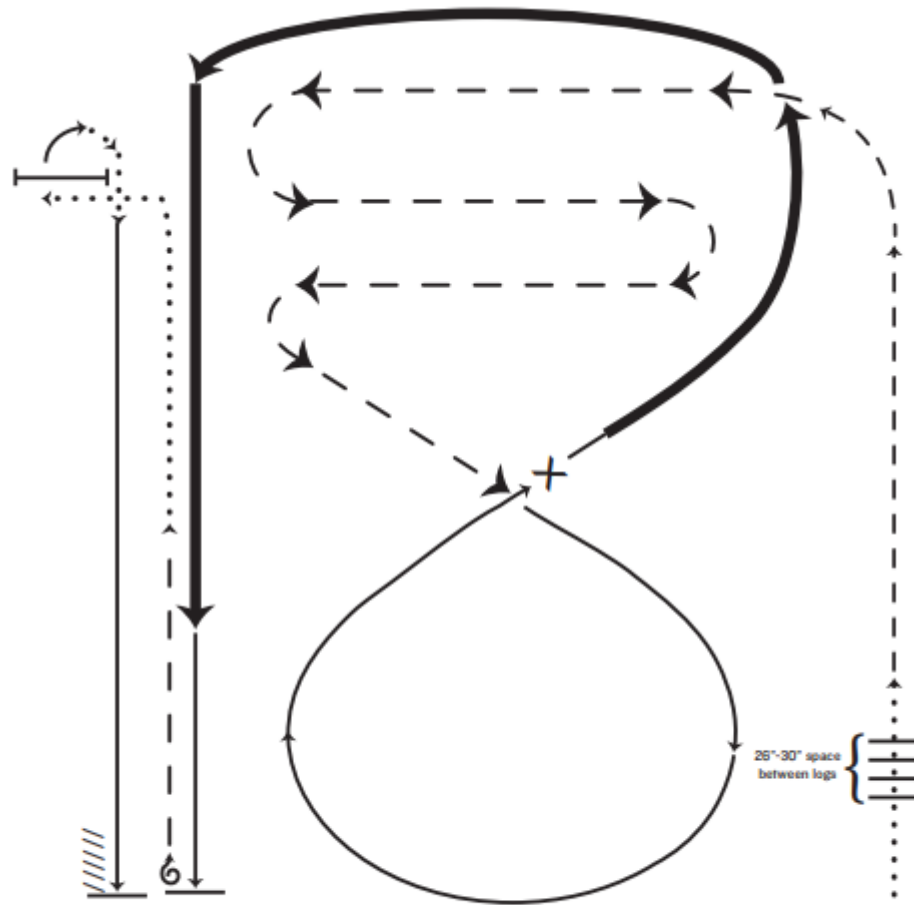


1. Korak
2. Kas
3. Kas čez kavalete
4. Side pass v desno
5. 1 ½ obrat v desno
6. Podaljšan desni galop
7. Desni galop
8. Podaljšan kas
9. Levi galop
10. Korak
11. Kas
12. Stop in nazaj

- I. Walk
2. Trot
3. Trot logs
4. Side pass right
5. 1 1/2 turns right
6. Extended lope (right lead)
7. Lope right lead
8. Extended trot
9. Lope left lead
10. Walk
11. Trot
12. Stop and back

Note: The drawn description of this pattern is only intended for the general depiction of the pattern. Exhibitors should utilize the arena space to best exhibit their horses.

RANCH RIDING 13



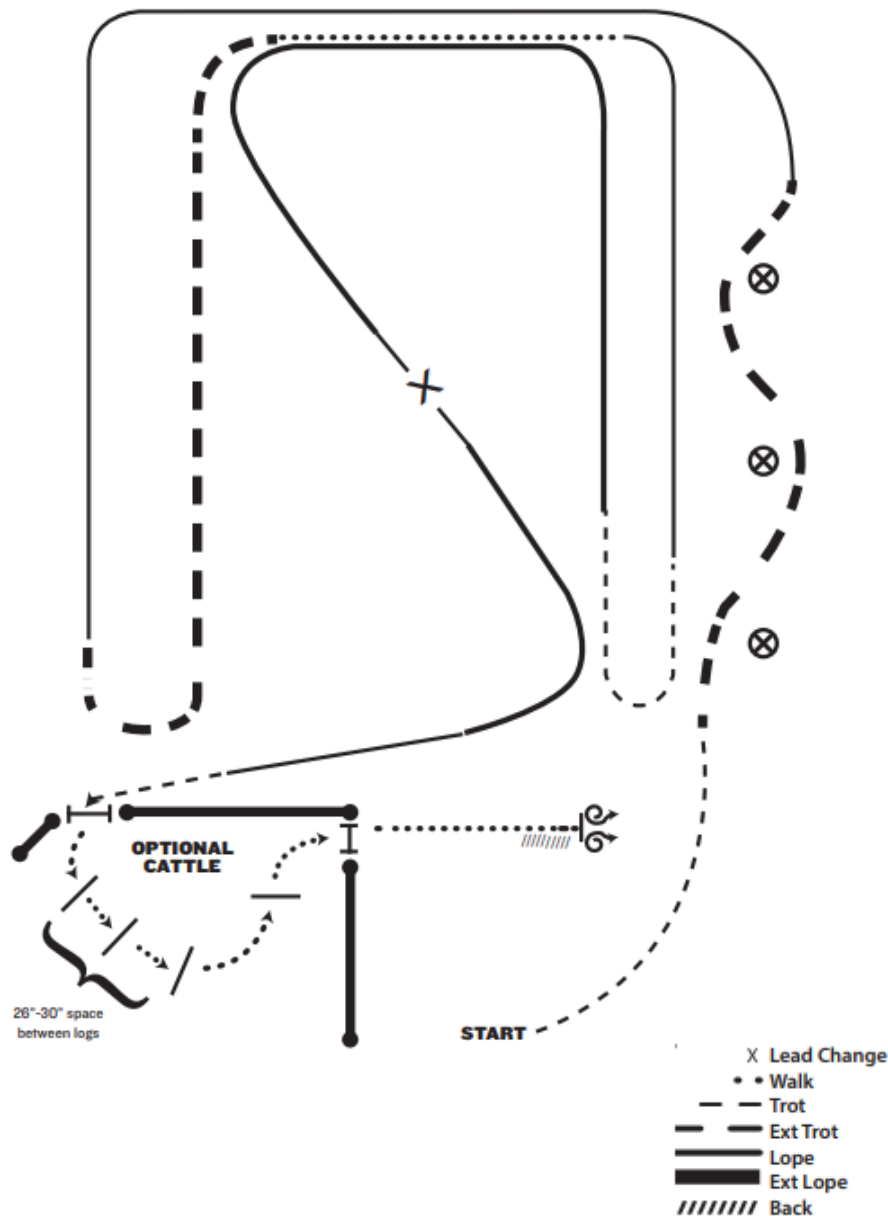
- X Lead Change
- Walk
- - - Trot
- Ext Trot
- Lope
- Ext Lope
- ////// Back

1. Korak
2. Korak čez kavalete
3. Kas
4. Podaljšan kas skozi vijugaste zavoje (serpentine)
5. Desni galop
6. Menjava galopa (enostavna ali leteča)
7. Podaljšan levi galop, galop
8. Stop, 1 ½ obrata v katerokoli smer
9. Kas
10. Korak do ograje
11. Z desno roko odpri vrata
12. Korak, levi galop
13. Stop in nazaj

- I. Walk
2. Walk over logs
3. Trot
4. Extended trot serpentine
5. Lope right lead
6. Change leads (simple or flying)
7. Extended lope (left lead), collect lope
8. Stop, 1 1/2 turn, either direction
9. Trot
10. Walk to gate
- II. Right hand push gate
12. Walk, lope left lead
13. Stop and back

Note: The drawn description of this pattern is only intended for the general depiction of the pattern. Exhibitors should utilize the arena space to best exhibit their horses.

RANCH RIDING 14

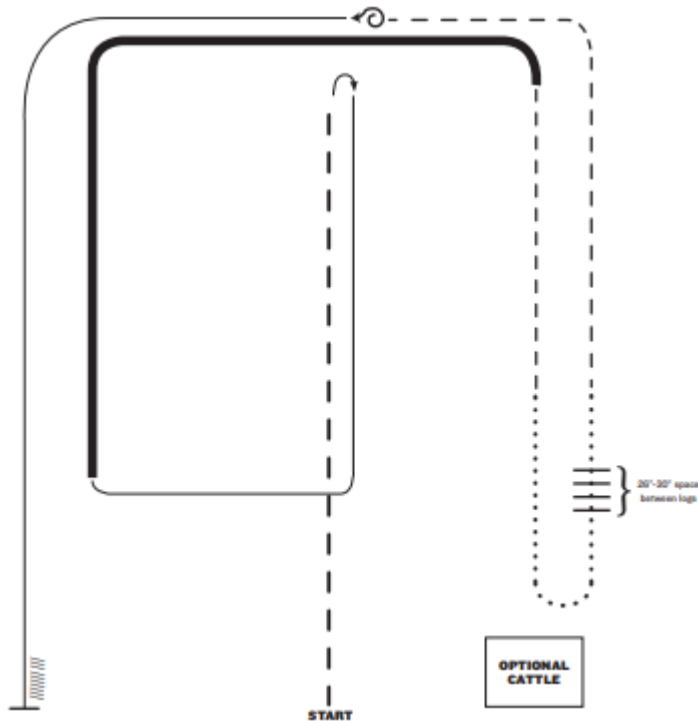


1. Kas
2. Podaljšan kas
3. Levi galop
4. Podaljšan kas
5. Korak
6. Desni galop
7. Kas
8. Podaljšan levi galop
9. Zbran galop, menjava galopa (enostavna ali leteča), podaljšan desni galop, zbran galop
10. Kas
11. Prehod skozi vrata z levo roko
12. Korak čez kavalete
13. Prehod skozi vrata z desno roko
14. Korak
15. Stop, obrat za 360° v obe smeri (pričeti v katerokoli smer: L-D ali D-L)
16. Nazaj

1. Trot
2. Extended trot
3. Lope left lead
4. Extended trot
5. Walk
6. Lope right lead
7. Trot
8. Extended lope (left lead)
9. Collect lope, change leads (simple or flying), extended lope (right lead), collect lope
10. Trot
11. Left hand push gate into pen
12. Walk over logs
13. Right hand push gate out of pen
14. Walk
15. Stop, 360 degree turn each direction (either direction 1st) (L-R or R-L)
16. Back

Note: The drawn description of this pattern is only intended for the general depiction of the pattern. Exhibitors should utilize the arena space to best exhibit their horses.

RANCH RIDING 15



- X Lead Change
- • Walk
- - Trot
- - Ext Trot
- Lope
- Ext Lope
- //// Back

1. Podaljšan kas
2. Stop, desni rollback
3. Desni galop
4. Podaljšan desni galop
5. Kas
6. Korak
7. Korak čez kavalete
8. Korak
9. Kas
10. Stop, obrat za 360° v levo
11. Levi galop
12. Stop in nazaj

- I. Extended trot
2. Stop, rollback right
3. Lope right lead
4. Extended lope (right lead)
5. Trot
6. Walk
7. Walk over logs
8. Walk
9. Trot
10. Stop, 360 left
11. Lope left lead
12. Stop and back

- X Lead Change
- • Walk
- - Trot
- - Ext Trot
- Lope
- Ext Lope
- //// Back

Note: The drawn description of this pattern is only intended for the general depiction of the pattern. Exhibitors should utilize the arena space to best exhibit their horses.